

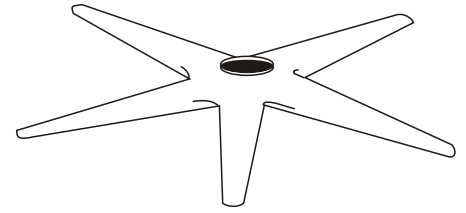
# Ergocraft Office Furniture

ECS Customer Service 1-866-606-7888(Toll Free)

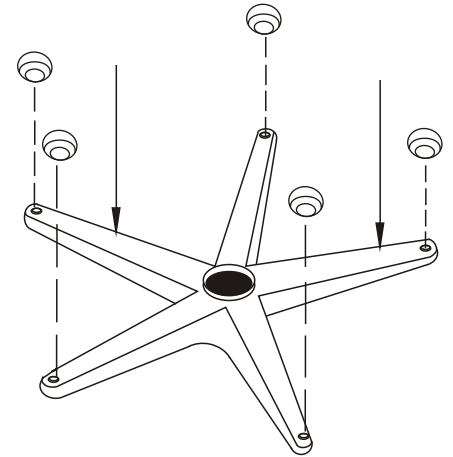
## ASSEMBLING YOUR

### E-10801

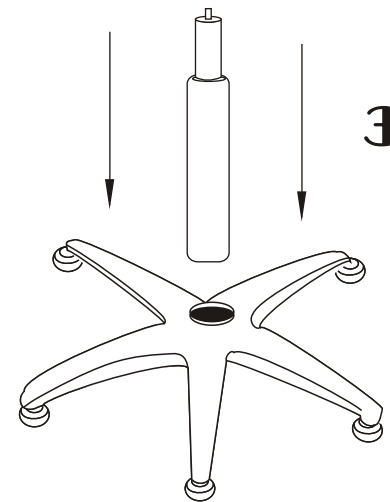
1. Turn base upside down . The five slots accommodate each of five casters(wheels). Push each caster stem firmly into a slot
2. Set base on floor.
3. Place pneumatic cylinder in base
4. Please the seat with mechanism on top of the cylinder.



1.

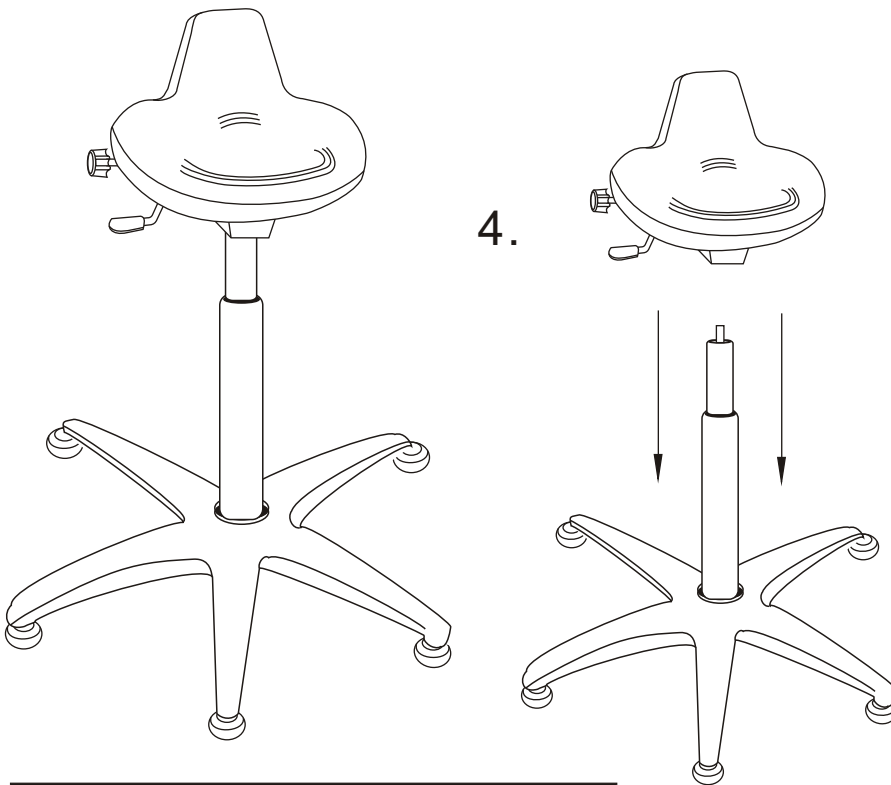


2.



3.

4.



## INTENDED USE AND SAFETY NOTICE

All factory built Ergocraft chair is designed for safe use under intended circumstances. Option configurations for customers should be specified by dealers based on guidelines set forth by Ergocraft Office Furniture , as well as the intended use of the seating and the work place environment for the chair, IN ORDER TO ENSURE SAFE USE OF ERGOCRAFT SEATING, USERS MUST FOLLOW THE INSTRUCTION SET FORTH BELOW FAILURE TO FOLLOW THESE GUIDELINES COULD RESULT IN INJURY.

Ergocraft seating products should not be used to stand on, as a cart for transporting items, or for any purpose other than seating one occupant .under no circumstances should occupants sit with their feet on the chair base or under the chair seat during general use or adjustment. Stool kit and extension tube installed on Ergocraft's guidelines.

Improper specification and installation of stool kits and extension tubes will affect stability and could result in injury to the occupant. Regulation hard wheel castors may only be used on carpeted surfaces. Use of hard castors on hard surfaces. Including floor mats. Will affect the chair's stability, which could result in injury to the occupant. Seating adjustments should always be performed by occupants while seated with their backs in contact with the seat back and with their feet placed firmly on the floor, or in the case of stools, with feet placed firmly on the foot ring. At no time should fingers or other bodily appendages be placed in the chair control, which is located under the seat and provides the seat adjustment functionality. Take caution when operating or examining seating control mechanisms due to potential pinch points and areas subject to high tension

Under no circumstances should any mechanical or structural modification be made to Ergocraft seating without written instruction from Ergocraft. Any such modification could result in injury Customer should check all mechanical parts every 3 to 6 months .If any part is missing or not working properly, the chair should not be used

For any questions concerning the proper use of Ergocraft seating, option specifications, or field installation of seating options, please contact Ergocraft's Customer Support Department.